



ROAD BOOK

1 4 | 0 6 | 2 0 2 6

CONTENTS



- 2 INTRODUCTION**
- 3 TRAVEL TO THE DRAGON RIDE**
- 4 RIDER PACKS**
- 5 EVENT VILLAGE**
- 6 START TIMES**
- 7 DRAGON DEVIL ROUTE**
- 8 GRAN FONDO ROUTE**
- 9 MEDIO FONDO ROUTE**
- 10 CYMRU CLASSIC ROUTE**
- 11 CUT OFFS**
- 12 ROUTE SIGNAGE**
- 13 DROPPING DOWN A DISTANCE**
- 14 PICK UP LOCATIONS**
- 15 ROAD AWARENESS**
- 16 ROUTE SUPPORT**
- 17 DON'T FORGET**
- 18 MACMILLAN CANCER SUPPORT**
- 28 THANK YOU**


INTRODUCTION



Inside this official **2026 Dragon Ride Roadbook**, you'll find the essential intel required to conquer one of the UK's most iconic sportives. 2026 marks a historic chapter for the Dragon. Firstly, the Devil's Elbow is back! Not only is this legendary climb making its fierce return, but we are also returning to the reversed routes so prepare to turn the legendary climbs of the Rhigos, Bwlch, and the Black Mountain completely on their heads.

This Roadbook is your tactical companion, keep it close as you prepare to tackle the Dragon from a whole new angle.

We'll see you at the start line on Sunday, 14th June 2026.



THIS GUIDE

WHERE YOU CAN FIND ALL THE INFORMATION YOU NEED

EMAILS



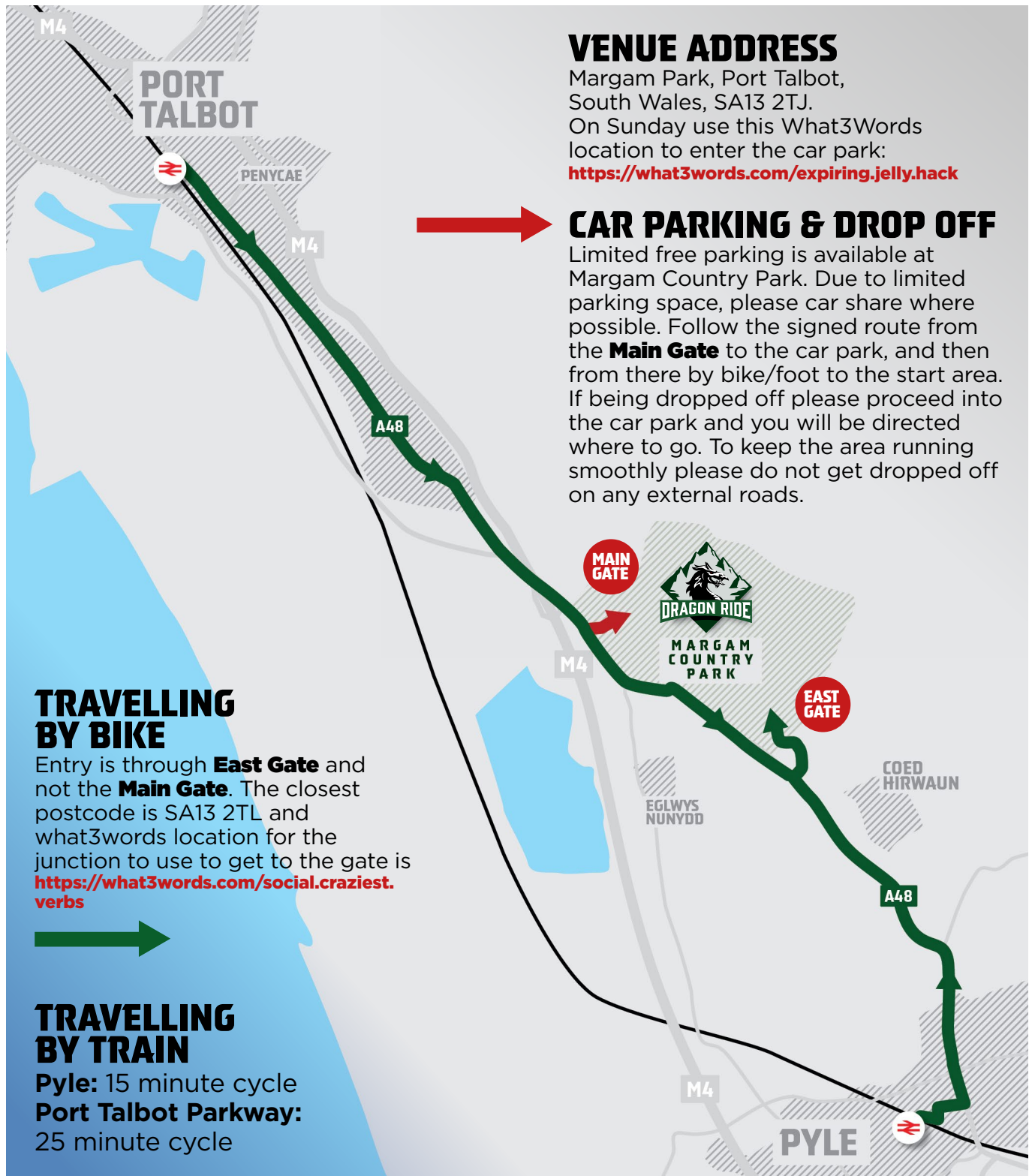
**WEBSITE:
NEWS PAGE
AND INFO HUB**



SOCIAL MEDIA



TRAVEL TO THE DRAGON RIDE



VENUE ADDRESS

Margam Park, Port Talbot,
South Wales, SA13 2TJ.

On Sunday use this What3Words
location to enter the car park:


<https://what3words.com/expiring.jelly.hack>

CAR PARKING & DROP OFF

Limited free parking is available at Margam Country Park. Due to limited parking space, please car share where possible. Follow the signed route from the **Main Gate** to the car park, and then from there by bike/foot to the start area. If being dropped off please proceed into the car park and you will be directed where to go. To keep the area running smoothly please do not get dropped off on any external roads.

TRAVELLING BY BIKE

Entry is through **East Gate** and not the **Main Gate**. The closest postcode is SA13 2TL and what3words location for the junction to use to get to the gate is <https://what3words.com/social.craziest.verbs>



TRAVELLING BY TRAIN

Pyle: 15 minute cycle
Port Talbot Parkway:
25 minute cycle

RIDER PACKS



UK RESIDENT? Your pack will be posted to your UK address prior to the event.

PACK NOT ARRIVED?

If your pack does not arrive before Friday 12th June then you will need to collect from the information desk within the event village prior to your ride

INTERNATIONAL PARTICIPANT

You will need to collect your pack from the information desk in the event village on the morning before your ride or Saturday 13:00 to 17:00.

SATURDAY EVENT VILLAGE

YOUR EVENT PACK

Your rider pack and number are your passport to the day. Please note that for safety reasons, rider packs are non-transferable. Any participant caught wearing someone else's number will be removed from the event.

Please note: The 3/4-digit number printed on your delivery envelope is an internal tracking ID and is separate from your official event/bib number.



Bib number

Attach your bib number to the back of your cycling top. The colour of your bib indicates the distance you'll be riding on Sunday.

Top tube sticker provided by Erdinger Alkoholfrei

Showing the distance along the road of the key climbs and feed stops, attach this to the top tube of your bike.

Timing chip

Your timing chip is a small rectangular sticker already attached to your seat post sticker. Please ensure it is not bent or damaged.

DRAGON DEVIL	
OKM	
31	THE WILCH (1.0M @ 5.2%)
48	RINGOS (1.0M @ 5.2%)
57	FEED
69	PENDERVN MOOR (1.0M @ 5.2%)
89	DEVILS' ELBOW (1.0M @ 5.2%)
96	FEED
108	GOVWORTH HILL (1.0M @ 5.2%)
123	DR. CA. BRYN DUON (1.0M @ 5.2%)
128	FEED
154	FEED
165	SUGAR LEAF HILL (1.0M @ 5.2%)
184	DEVILS'S STAIRCASE (1.0M @ 5.2%)
218	FEED
242	BLACK MOUNTAIN (1.0M @ 5.2%)
255	FEED
282	CINLA HILL (1.0M @ 5.2%)
FINISH 299KM	
ERDINGER ALKOHOLFREI	

Bike card

Secure this card to the front of your handlebars using cable ties. It helps identify your route and distance on the day.



Bike stickers

Apply the stickers to your bike seat post, helmet, and coloured handlebar card as indicated.



EVENT VILLAGE



SATURDAY

Maximize your Dragon Ride weekend by joining us from **13:00 - 17:00**, the day before the start. If you need a final mechanical check or just want to soak up the pre-ride buzz, the Event Village is the place to be.

What's on offer?

Mechanical Support: Last-minute tweaks from our onsite mechanics.

Tredz: Our proudly Welsh retail partner is on hand with a full range of helmets, tyres, and accessories. It's also the perfect spot to stock up on HIGH5 Nutrition for your jersey pockets

Santini: Collect your pre-ordered kit or grab some limited-edition Dragon Ride merchandise to commemorate your

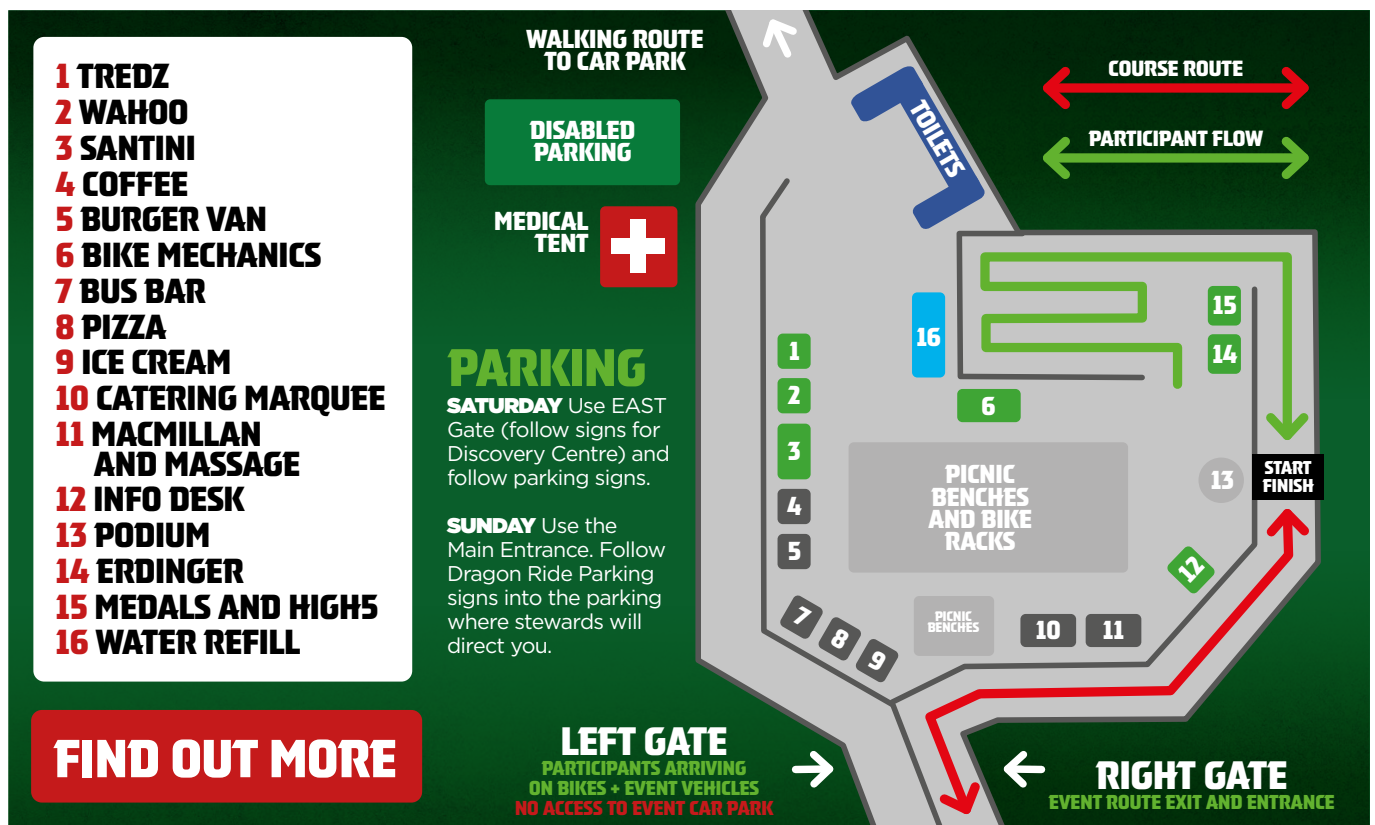
weekend in the saddle.

Wahoo: Chat with the tech experts for setup advice or browse their range of performance products to help you conquer the climbs.

Rider Pack Collection: If you are joining us from overseas, or need a replacement pack, swing by to grab your bib before the morning rush.

SUNDAY

There is free hot food available to all riders in the event village when you finish your ride. There is also a massage tent and massages will be on a first come first serve basis. Please bring cash to pay for your massage, there is a suggested donation of £10 which will go to Macmillan Cancer Support.



START TIMES



Individual start times will be shared via email and posted on the website **HERE:**

DISTANCE	FIRST WAVE	LAST WAVE
DEVIL	06.25	07.00
GRAN FONDO	07.10	08:00
MEDIO FONDO	08.10	08.55
CMYRU CLASSIC	09.05	09.15

Important please read. Please arrive 60 minutes before your published start time. It will take 10 minutes to walk from the car park to event village.

- There is no need to register on the day.
- Please allow extra time if picking up international pack/replacement pack
- If you would like to ride with your friends and you have been given different start times, simply move to the latest time allocated within your group. You do not need to let us know if this is what you have decided to do. Please note, you must remain in the start time range for your chosen distance.
- If you would like to drop down a distance, simply start in the correct new wave. No need to let us know.

DRAGON DEVIL ROUTE

298KM | 4,504 ASCENT



31		THE BWLCH 7.9KM AVG 4.4%
48		RHIGOS 6.4KM AVG 4.9%
57		FEED
69		PENDERYN MOOR 13.9KM AVG 2.2%
89		DEVILS'S ELBOW 4.1KM AVG 3.9%
96		FEED
108		GLYNNEATH HILL 3.2KM AVG 5.4%
123		BWLCH BRYN DUON 10KM AVG 2.7%
128		FEED
136	CUT OFF 1 13:45	
154		FEED
154	CUT OFF 2 14:40	
165		SUGAR LOAF HILL 2.6KM AVG 6%
184		DEVILS'S STAIRCASE 1.3KM AVG 12.5%
218		FEED
242		BLACK MOUNTAIN 5.3KM AVG 5.8%
255		FEED
282		CIMLA HILL 2.6KM AVG 5.2%

GRAN FONDO ROUTE

222KM | 3,583 ASCENT



Follow the **RED** signs until the Gran Fondo splits from the Devil.



Then follow the **ORANGE** signs until the route merges back with the Devil.

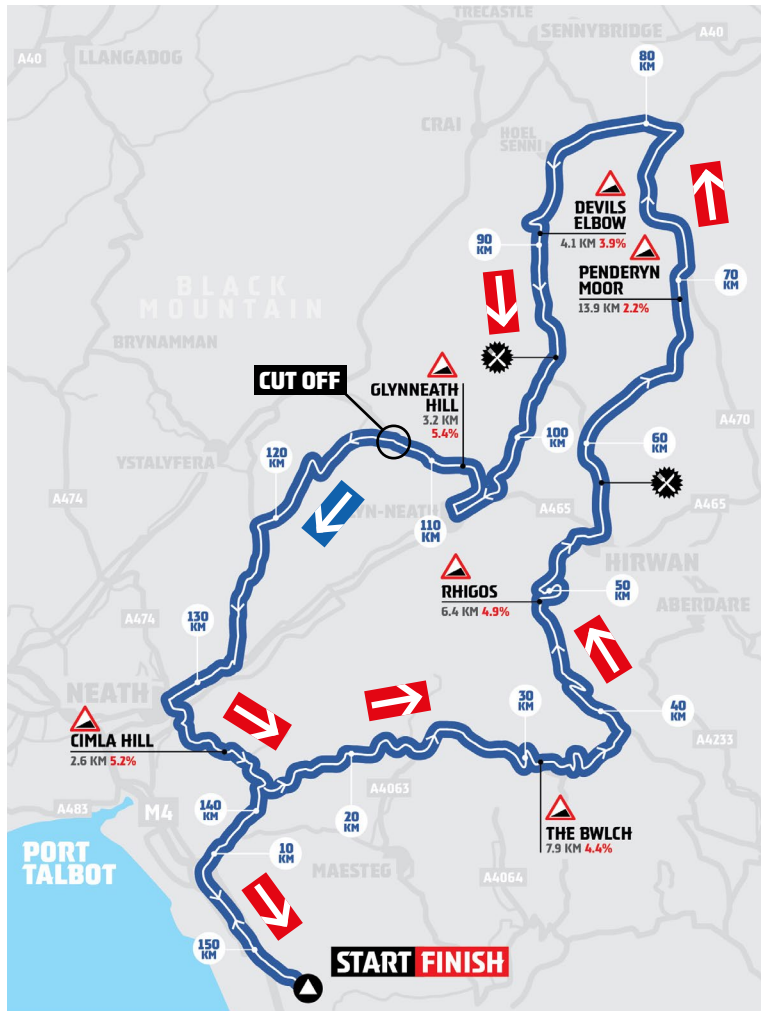


Then follow the **RED** signs all the way to the finish.

31		THE BWLCH 7.9KM AVG 4.4%
48		RHIGOS 6.4KM AVG 4.9%
57		FEED
69		PENDERYN MOOR 13.9KM AVG 2.2%
89		DEVILS'S ELBOW 4.1KM AVG 3.9%
96		FEED
108		GLYNNEATH HILL 3.2KM AVG 5.4%
112 CUT OFF 14:05		
123		BWLCH BRYN DUON 10KM AVG 2.7%
128		FEED
167		BLACK MOUNTAIN 5.3KM AVG 5.8%
179		FEED
205		CIMLA HILL 2.6KM AVG 5.2%

MEDIO FONDO ROUTE

153KM | 2,332 ASCENT



Follow the **RED** signs until the Medio Fondo splits from the Devil.



Then follow the **BLUE** signs until the route merges back with the Devil.

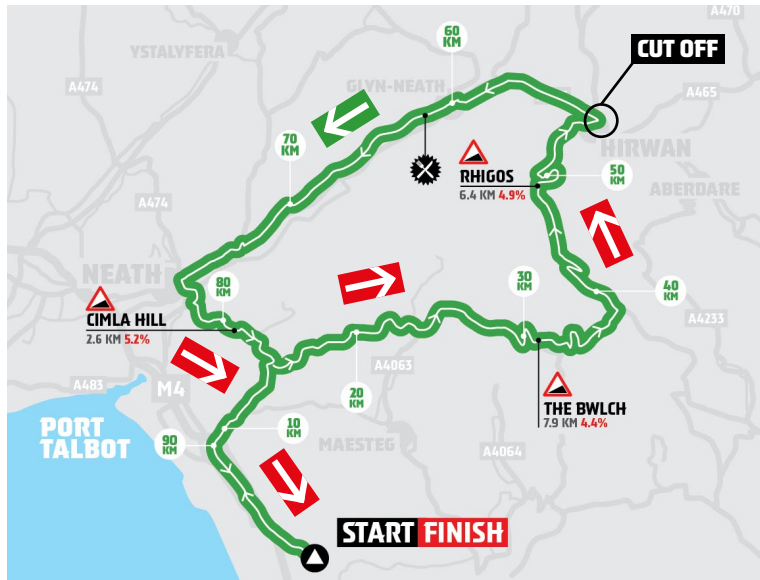


Then follow the **RED** signs all the way to the finish.

31		THE BWLCH 7.9KM AVG 4.4%
48		RHIGOS 6.4KM AVG 4.9%
54 CUT OFF 1 12:30		
57		FEED
69		PENDERYN MOOR 13.9KM AVG 2.2%
89		DEVILS' ELBOW 4.1KM AVG 3.9%
96		FEED
106 CUT OFF 2 15:55		
108		GLYNNEATH HILL 3.2KM AVG 5.4%
125		CIMLA HILL 2.6KM AVG 5.2%

CYMRU CLASSIC ROUTE

99KM | 1,324 ASCENT



Follow the **RED** signs until the Cymru Classic route splits from the Devil.



Then follow the **GREEN** signs until the route merges back with the Devil.



Then follow the **RED** signs all the way to the finish.

31	▲	THE BWLCH 7.9KM AVG 4.4%
48	▲	RHIGOS 6.4KM AVG 4.9%
62	⊗	FEED
81	▲	CIMLA HILL 2.6KM AVG 5.2%

CUT OFFS



DRAGON DEVIL

CUT OFF 1

Route split with Gran Fondo before A40/ Trecastle(136km/85m) **13:45hrs**

CUT OFF 2

Feed station 4, Llandovery College, (154km/95m) by **14:40hrs***
*Riders will need to have exited the feed station by 14:40

Riders setting off at the last start time will need to ride average speed of 20km/hr (12.5m/hr)

GRAN FONDO

CUT OFF

Gran Fondo split with Medio, (112km/70m) by **14:05hrs**

Riders setting off at the last start time will need to ride average speed of 18.4km/hr (11.5m/hr)

MEDIO FONDO

CUT OFF 1

Medio split with Cymru Classic (54km/34m) by **12:30hrs**

CUT OFF 2

Medio split with Cymru Classic (106km/66m) by **15:55hrs**

Riders setting off at the last start time will need to ride average speed of 15km/hr (9.4m/hr)

CYMRU CLASSIC

No cut offs, but we recommend you aim to finish before 19:30hrs

Note. To ensure everyone completes the ride safely and our support teams can assist all participants effectively, please be aware that the finish line gantry will close at **21:45hrs**.

Failure to maintain the minimum speeds will result in your ride being shortened at a designated cut off location or terminated early at the discretion of the event organisers. Route cut offs are in place for the safety and welfare of all the riders and support teams out on the route.

ROUTE SIGNAGE



THIS EVENT IS AN OPEN ROAD SPORTIVE, NOT A RACE.

From start to finish there will be signage marking the route, please see your distance page for this information.

In addition to route arrows, signs may also indicate

- When you are approaching a feed station
- Climbs
- Route split or route merge.
- Caution
- Junction Ahead
- Slow
- Course Narrows Ahead
- Single File
- Keep Left



Please observe the signs on route, they are in place for your safety and to warn you of what is approaching on the highway. HOWEVER, signs will not and cannot highlight every risk or road condition, so you must be alert and maintain awareness of your surroundings and other road users at all times.

DROPPING DOWN A DISTANCE



If you do not feel that you can complete the distance you have entered, we recommend that you drop down a distance. You can either drop down on the morning of, or during your ride. Due to the staggered start times, if you make the decision to drop down to a shorter distance then there is a possibility that the course, feed stations and finish will NOT be ready for you.

PRE EVENT

1	2	3	4
Note the start time of the shorter distance you plan to do.	Plan arrival time around this new time.	Take note and follow different coloured signage.	Let a member of staff at info desk know when you have finished and have returned to the event village.

DURING EVENT

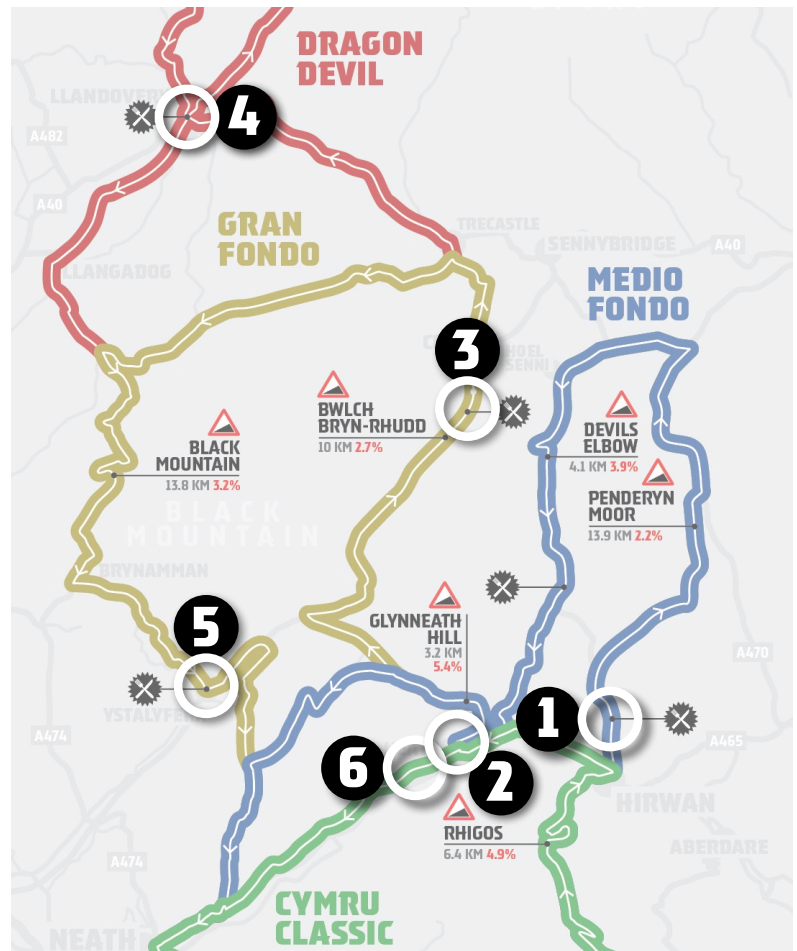
1	2	3
Take note of the upcoming route split.	Follow the coloured signs of the route you wish to drop down to.	Let a member of staff at the info desk know when you have finished and returned to the event village.

PICK UP LOCATIONS



If you feel as if you can't continue there will be pick up vehicles operating at the event that will depart from the below locations at set times to return to Margam Park.

If you cannot get to one of the locations listed, please call us on **07593 005 657**. We may be able to send a route manager to collect you and take you to the nearest pick-up vehicle location. However, given the length of the route, and other riders in a similar situation, you should be aware that our route managers may not be able to get to you for a very long time. As such please plan for and consider making plans for alternative arrangements to get back to Margam Park via your family/friends or a taxi company.



Pickup	Location (All at feed stations apart from number 2)	Estimated Pickup Time	w3w
1	Penderyn Community Centre, Pontpren, Penderyn, CF44 9JN	13:00	https://what3words.com/stooping.took.nipped
2	Layby opposite Half Way House	14:40	https://what3words.com/archive.fools.cactus
3	Crai Layby	14:40	https://what3words.com/jogging.fatter.mealtime
4	Llandovery College, Llandovery, Carmarthenshire, SA20 0EE	14:45/18:00	https://what3words.com/overpower.host.actors
5	Ysgol Gymraeg Dyffryn Y Glowyr, Bethel Road, Cwm-Twrch Isaf, Swansea, SA9 2PT	18:00/20:00	https://what3words.com/cheese.paler.historic
6	Vale of Neath Practice Car Park	15:00	https://what3words.com/intersect.maps.rock

ROAD AWARENESS 1/2



All participants will be expected to adhere to all briefings/ information given in communications shared in advance of the event, briefings given on the day (which may supersede previous information if there have been any changes), the [Highway Code](#) and also to the [A.S.O. UK cycling code](#), which includes the following. Unless otherwise or expressly stated, the roads should always be considered as open to traffic (even if signs suggest they may be shut) and you must ride accordingly - including obeying all Highway Code rules and road regulations at all times.



You are requested to ride in single file where appropriate and no more than 2 abreast at any time. Single file riding is mandatory when double white line systems are in operation on the roads.



Unless required during a safe overtaking procedure you should not cross the centre line whilst riding, and should make sure, particularly on descents, that you slow down sufficiently to be able to make a turn onto a side road without having to cross onto the 'wrong' side of the road.



Please always remain aware of your fellow participants and all other road users (including motor vehicles, other cyclists, horse riders, and pedestrians) and ensure you always leave sufficient space / give way where required.

ROAD AWARENESS 2/2



Please always indicate and signal your intention to stop or change direction, including at junctions.



Please do not pass through any red traffic lights but wait as directed. Similarly give way at all pedestrian crossings to those wishing to use them.



Please look out for and observe all highway signage relating to descents, bends, road regulations, cattle grids, and other hazards.



Please also take note of any specific event signage which has been erected for the event as this will be in place for your safety and to warn you of what is approaching - HOWEVER these will not and cannot highlight every risk and so you must remain alert and maintain an awareness of your surroundings at all times.



You should remain in control and ride according to your ability as well as the road conditions / environment. Think and look ahead to look out for any potential obstacles / risks coming up. This may include hidden dips and obstacles or hazards around corners - if you cannot see a good way along the road ahead of you, or around a corner, then slow down accordingly so you can respond and react if necessary.



Please note that we reserve the right to terminate your participation if you fail to comply with any of the above, or are seen to be riding dangerously.

ROUTE SUPPORT



MOTORCYCLE MARSHALS

There will be a fleet of motorcycle marshals out on the route who are clearly identifiable as being part of the event. They are there to help you, and act as first responders in the event that there is an incident on the route.

MECHANICS

Before arriving at the event you must check over, or get your bike serviced to ensure that it is in good working order. There will be mechanics located at each feed station to assist with issues you have with your bike. There are no spare bikes available. If you require mechanical parts, you will be charged so please ensure you have cash and card to pay for this. Mechanics can be contacted on 07593 005 657.



DRINKS BOTTLES & FOOD

You will be able to refuel at the feed stations but please make sure you start your ride with the right sustenance (we recommend 2 full 750ml water bottles and snacks).



EVENT NUTRITION

Plan your nutrition & hydration in advance of event day, and ensure you have your preferred products with you. There will be some gels along the route to use as supplement to your own provision. There are feed stations with a selection of High5 products and other snacks to top up your nutrition. There are also coffee vendors at some of these points this year. Please note: Absolutely no littering is permitted. Anyone caught dropping litter will be disqualified immediately. We have official moto's out on route enforcing this. There are toilets at the feed stations – please make use of these rather than 'going wild'



MEDICAL SUPPORT


St. John Ambulance provide medical cover for the event and are located at each feed station and in vehicles around the route. If you need medical attention, please call the emergency medical number 07953 005663.

DON'T FORGET



LIGHTS

Please ensure that your bike is fitted with front and rear bike lights – even in bright daylight. It helps other road users see you, particularly on shaded roads



BIKE & HELMET

Please make sure your bike is in good working condition and recently serviced. Check the state of your tyres before event day, and if they perished or have little cuts or nicks in them, replace them. You've entered an awesome event, so give yourself the best chance of a puncture-free ride. **Helmets are compulsory and MUST be worn at all times during the event**

PHONE RECEPTION

Mobile phone reception can be poor on some sections of the route. If you are unable to get a signal for assistance, please ask a fellow rider to relay your message when further along the route or wait for a Motorcycle Marshal or Route Vehicle to assist you. Make sure you have downloaded [What3Words](#) to enable us to locate you should this be needed:

A PUNCTURE REPAIR KIT & SPARES

This should include a spare inner tube, a pump, a puncture repair kit, multi tool, tyre levers and spare chain links. Mechanical support will be available at feed stations but bringing your own provisions will mean you can get back on your bike much quicker and are less likely to face the disappointment of having to drop out due to a technical fault.



CASH

There are no cash points on site and some food vendors may only accept cash.



CLOTHING

Conditions can vary across the route. Please ensure you bring appropriate clothing for all cycling conditions.

BIKE SERVICE

Please ensure that your bike is in full working order and has been recently serviced prior to the event. We will have mechanics on site who can conduct minor repairs and provide accessories such as new inner tubes at a cost to you but won't be able to offer a full service on the day.



OUR OFFICIAL CHARITY PARTNER



Macmillan Cancer Support are proud to be the Official Charity Partner for 2026!

With nearly 3.5 million people living with cancer in the UK, Macmillan is committed to supporting them and their families through some of life's toughest moments. They provide emotional, financial, and physical support every step of the way.

This year, over 500 Macmillan riders will be taking on Dragon Ride to raise vital funds for those living with cancer. Macmillan hopes to raise over £200,000

at this year's event, helping to fund their essential services and ensure support continues to reach those who need it most.

As part of Team Macmillan, you'll receive a bespoke Macmillan jersey, access to the exclusive Macmillan tent on event day, as well as a free post-event sports massage.

There's still time for you to use your ride for good and help them reach their target. You can set up a JustGiving page or make a one-off donation today.

Here are just a few ways your donations can help people living with cancer:

£12.50 could pay for 25 copies of Macmillan's Physical Activity and Cancer booklet.

£20 could pay for a Macmillan Information and Support Assistant for 1 hour, giving people living with cancer the opportunity to ask questions and talk through their concerns.

£39 could pay for a Macmillan nurse for 1 hour, helping people living with cancer and their families receive essential medical, practical, and emotional support.

Every donation makes a difference and helps Macmillan continue to support people living with cancer across the UK.

FUNDRAISE

DONATE

OFFICIAL EVENT PHOTOGRAPHS



We're delighted to have our Official Event Photography Partner, Sportograf, with us at for the Dragon Ride 2026.

Already bought your photo bundle?

You would have been given the option to pre purchase your photo bundle when you registered for the event. We will keep you updated via email when your photos are available post event.

Didn't buy your photo bundle on entry?

Sign up [HERE](#) to be notified directly of when your Official Photos are available.

SPORTOGRAF.COM



Santini



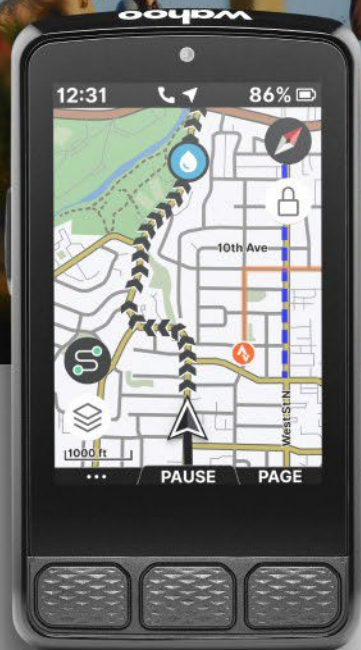
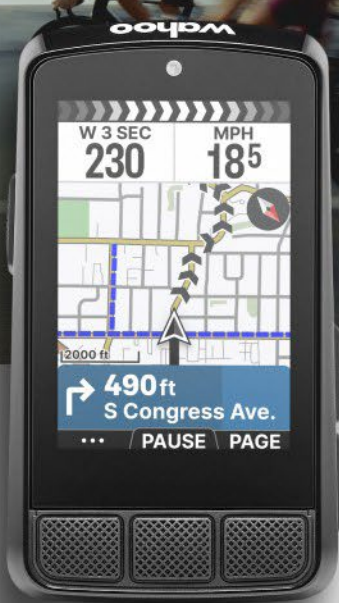
Official 2026 Dragon Ride merchandise

Buy now and collect at event or
buy at the Santini tent on the day
Limited stock so don't delay!

[Click here to purchase](#)



santinicycling.com



Every Rider. Every Ride.

Explore ELEMNT—a streamlined experience that simplifies every part of your ride, so you can stay focused on what's ahead.

HIGH 5

FUEL THAT
HIGH 5
FEELING
HIGHFIVE.CO.UK



Supporting You Every Mile

**Big elevation.
Long climbs.
Fast descents.**

The rides that challenge you most are often the ones you remember longest. At Tredz, our team of real riders is here to support you every mile ahead. Come speak to our experts and browse our range of products in the event village on 12th June.

Visit [tredz.co.uk/dragon-ride](https://www.tredz.co.uk/dragon-ride)

**Official Retail Partner
of Dragon Ride**

 **tredz**
online bike experts

YOUR RITUAL AFTER SPORT.



ERDINGER
ALKOHOLFREI

ISOTONIC
REDUCED CALORIES
CONTAINS VITAMINS



LEAVE YOUR BIKE AT HOME
AND RENT ONE

COLLECT AT THE START
OF THE DRAGON RIDE

On Your Bike offers two different types of road bikes – aluminium and carbon. Starting from £89.

ALL RENTAL BIKES HAVE TO BE PRE-BOOKED
CLICK THE LINK BELOW TO MAKE THE BOOKING
<https://www.onyourbike.com/dragon-ride/>

At the event we will:

- Hand over pre-rented bikes
- Adjust heights
- Fit your own pedals if required
- Sell a range of accessories

Email us if you have any questions: bikerental@onyourbike.com



 **On Your Bike**
London - Birmingham - East Grinstead

THANK YOU



It takes a large number of organisations working together to make a successful large-scale event and we are so grateful to the following for their help in making our event possible.

Our amazing event team and volunteers, supporters, charities, local services, our wonderful partners and the continued support from Neath Port Talbot, Powys Councils, and Margam Park. As well as the community support from around the route with a special mention to the Penderyn Community Centre, the New Inn in Ystradfellte, Llandoverly College, Ysgol Gymraeg Dyffryn y Glower, Vale of Neath Medical Practice, and the residents of Heol Senni, Ystradfellte, and Crai.

You are undertaking an epic challenge which will see you take on some of the best cycling in the UK. We wish you a fantastic day of cycling!